

ELMARK®

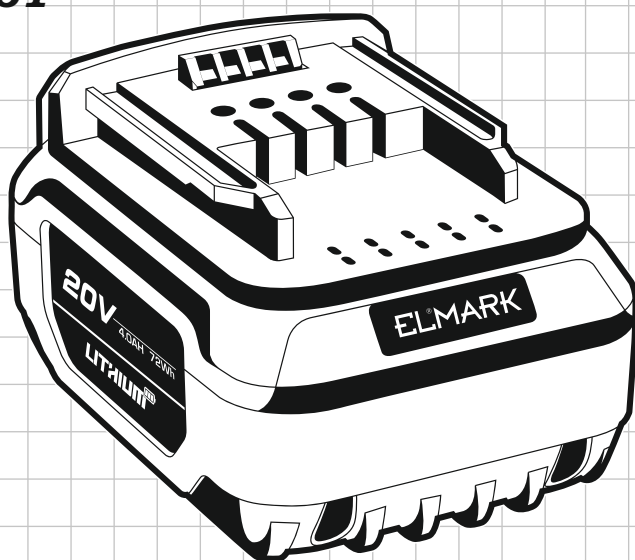
The Brand of Electricity

Owner's Manual & Safety Instructions

Battery

Model: EL-B61

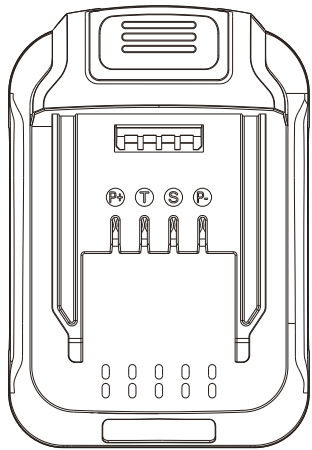
No: 59561



⚠ WARNING

Read this manual before using this product.
Failure to do so can result in serious injury.
SAVE THIS MANUAL.





CATALOG

| 59561

Safety Notes	01
Product Features	01
Charging Time for Battery Capacity, APPROX.	02
Operation	02
Charging	02
Indicating the remaining battery capacity (Fig.1&2)	03
Troubleshooting-Causes and Corrective Measures	04
Maintenance and Service	05

Product Description and Specification

⚠ WARNING : Read all safety warnings and all instructions. Failure to follow the warnings and instructions may result in electric shock, fire and/or serious injury.

Save These Instructions

Use the battery pack only when you fully understand and can perform all functions without limitation, or have received appropriate instructions.

Safety Notes

a. Only charge ELMARK lithiumion batteries installed in ELMARK products.

b. Keep the battery pack clean.

c. Do not operate the battery charger on easily inflammable surfaces (e.g., paper, textiles, etc.) surroundings. The heating of the battery charger during the charging process can pose a fire hazard.

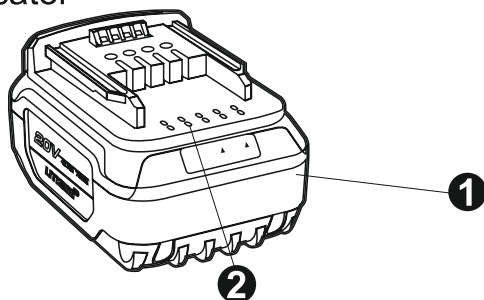
d. In case of damage and improper use of the battery.

Product Features

The numbering of the product features refers to the illustration of the battery charger on the graphics pages.

1. Battery pack

2. Battery charge indicator



Charging Time for Battery Capacity, APPROX.

Type of Battery	Time
4.0Ah	About 40 Min

Operation

Charging

a.Plug the battery charger into the proper AC voltage source.
Charging light will work in green color.

b.Plug one end of the charger into the battery pack.

When the battery cartridge is inserted, the charging light color is red and charging will begin. The charging light will keep lighting up lit steadily during charging.

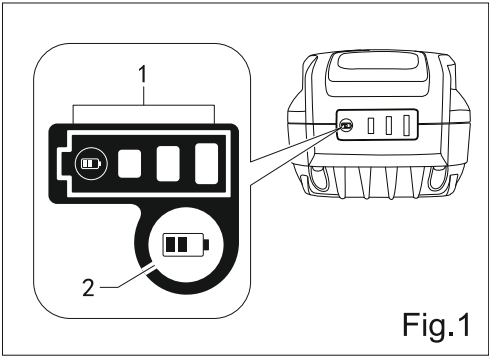
c.With finish of charge, the charging lights will change from red to green.

Charging time varies by temperature (-20degree~55degree) that battery cartridge is charged at and conditions of the battery cartridge, such as a battery cartridge which is new or has not been used for a long period of time.

d.After charging, remove the battery cartridge from charger and unplug the charger.

Status	LED(Red)	LED(Green)
Plug power supply.(Without battery)	OFF	ON
Insert battery (Charging)	ON	OFF
Insert battery (Full battery)	OFF	ON
Insert battery (After run out, the battery has a high temperature.)	OFF	ON
Insert battery (Damaged battery)	OFF	ON

- 1.Indicator Lamps
- 2. Check Button
- 3. Lighted
- 4. Off
- 5. Blinking
- 6. Remaining Capacity



1			6
3	4	5	
			66% - 100%
			33% - 66%
			0% - 33%

Fig.2

Indicating the remaining battery capacity (Fig.1&2)
(Only for battery cartridges with “B” at the end of the model number.)

Press the check button on the battery cartridge to indicate the remaining battery capacity. The indicator lamps light up for few seconds.

⚠ NOTE :Depending on the conditions of use and the ambient temperature, the indication may differ slightly from the

actual capacity.

⚠ NOTE :

a. When you charge a battery pack which is new or has not been used for a long period of time, it may not accept a full charge until after discharging it completely and recharging a couple of times. (Ni-MH battery only)

b. Battery condition is as below and charging may not start.

- Battery pack from just-operated tool or battery cartridge that has been left in a location exposed to direct sunlight for a long time.

- Battery pack that has been left for a long time in a location exposed to cold air.

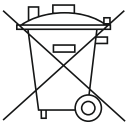
Charging will begin after the battery pack temperature reaches the degree at which charging is possible.

c. If the charging light flashes alternately in green and red color, charging is not possible. The terminals on the charger or battery cartridge are clogged with dust or the battery cartridge is worn out or damaged.

Troubleshooting-Causes and Corrective Measures

Cause	Corrective Measure
Continuous lighting of the battery charge indicator2 No charging procedure possible	
Battery not (properly) inserted	Properly insert battery into battery charger
Battery contacts contaminated	Clean the battery contacts (e.g. by inserting and removing the battery several times) or replace the battery
Battery pack defective	Replace the battery
Battery charge indicator 1 does not light up	

Mains plug of battery charger not plugged in (Properly)	Insert mains plug (fully) into the socket outlet
Socket outlet, mains cable or battery charger defective	Check the mains voltage; have the battery charger checked by an authorized after-sales service agent for ELMARK power tools.



WARRANTY CARD

MODEL.....

SERIAL №:.....

TERM:.....

BUYER INFORMATION:

Name/Company:

Address:

Signature:

SELLER INFORMATION:

Name/Company:

Address:

Data/ Stamp:

CENTRAL SERVICE OF ELMARK:

No2, Dobrudhza blvd.,
tel.:+359 58 500050
www.elmarkholding.eu

SERVICE PROTOCOL

No of Acceptance protocol	Date of acceptance	Description of the defect	Date of transmission	Sign

WARRANTY TERMS FOR ELECTRICAL ACCUMULATIVE TOOLS, BATERIES AND CHARGERS

Thank you for your purchase of product with trade mark ELMARK!

All products trade mark ELMARK have a legal warranty according to the acting law and the commercial policy of the company.

The warranty is valid for end customers and covers all the defects of products, occurred during the normal exploitation within the warranty period. The terms of use are notified on the product, its packing, the attendant documentation and the catalogues of ELMARK.

The commercial warranty, which ELMARK provides is as follows:

- A 24 months standard warranty for all electrical tools with trade mark ELMARK for all individuals and legal entitles.
- A 12 months option for extension of the warranty period for all electrical tools for all individuals and legal entitles, after submitting an application for registering the extended warranty at **www.elmarkholding.eu**
- A 24 months standard warranty for all rechargeable tools with trade mark ELMARK for all individuals and legal entitles
- A 12 months option for extending the warranty period for all rechargeable tools for all individuals and legal entitles after submitting an application for registering the extended warranty at **www.elmarkholding.eu**

AN EXTENDED WARRANTY:

Register your purchase of product with trade mark ELMARK within 14 days after the purchase and take your EXTENDED WARRANTY up to 3 years for all electrical and rechargeable tools , batteries and chargers.

See how and for which products you can get an extended warranty or register your purchase here :

www.elmarkholding.eu

The detailed warranty terms can be read here: [https://www.elmarkholding.eu/bg/Warranty -Terms-and-Conditions.html](https://www.elmarkholding.eu/bg/Warranty-Terms-and-Conditions.html)

The commercial warranty is valid within providing the warranty card filed in correctly at the moment of purchasing the tool, along with the fiscal cash receipt or an invoice.

The model, the serial number of the product, the name, the sign and the stamp of the trade representative, sold the tool and the sign of the customer, stated that is aware of the warranty terms, the date of the purchase must be fill in the warranty card.

As to guarantee the safe work the customer to get acknowledged well with the instructions for use of the machine, the rules for safety when working with it and its strict use.

The machine requires a periodical cleaning and suitable maintenance and storage.

The warranty does not cover:

- abrasion of the color cover of the machine;
- parts and consumptives, subject to abrasion, caused by the use, for example: grease and oil, brushes, conductors, support rolls, tampons, rubber muffs, drive belts, brakes, flexible shaft with sting, chocks, oil seals and etc.;
- additional accessories and consumptives like: handles, collets (handles and holders of the edge of the cutting tool)
- manual starting mechanism;
- setting of the work schedule;
- fusible electrical conductors and bulbs;
- mechanical damages of the body and all of the outside elements of the product, decorative including; eye fuses, cutting tools fuses ;rubber tapes, cuffs, linear and others;
- power supply and plug;
- the common damages of the tools, caused by disasters as fires, floods, earthquakes and others

WARRANTY VOID

ELMARK is not responsible for any damages caused by third parties, as "Power supply companies", damages of external type, as power supply shocks, non-standard power supply capacities and it has the right to refuse the warranty service of:

- damages caused by the transport, incorrect storage and montage of the machine;
- a try made for unauthorized service intervention at a unauthorized service base;
- damages, caused due to incorrect use (not minding the instruction for exploitation) of the machine on besides of the customer or third parties;
- damages caused in result of the use of the machine in a different environment than the recommended from the manufacturer (moisture, temperature, ventilation, voltage, dust and others.)
- damages, caused due to hit of external bodies in the machine;
- damages caused due to the consequence of careless work with the machine;
- damage in the consequence due to incorrectly fixed or unsharpened cutting tool;
- damage of a rotor or stator, due to stick between them in consequence of melting the isolations caused by an ongoing overloading;
- damage of a rotor or a stator, caused by overloading or disturbed ventilation, caused by the color of change of the collector or the windings.
- lack of protection discs, supporting tops or other components, which a part of the construction of the instrument and are intended to assure its safe and proper exploitation;
- the power supply cable of the tool is extended or changed by the customer;
- the damage is caused by overloading;
- wearing out or blocked lagers due to overloading, ongoing work or dust;
- broken lager nest due to a blocked lager or broken bushing;
- broken keyway or threaded connection;
- damage in the power switch or electrical management due to dust or breakage;
- a damaged centrifugal wheel and brake (changed color)-due to the work with a blocked brake;

-lack of components which are part of the construction of the tool and are intended to assure its safe and proper exploitation.

The terms of repairing the accepted in the service machines is within one month.

Presentation of the warranty rights after expiration of the warranty period is out of the question. The repair or the replacement of the tool does not lead to extending of the warranty period and within this service for the tool or if there are mounted spare parts eventually, then a new warranty period doesn't begin.

ELMARK is not responsible for machines, which are not sought after within one month after their legal term for repair.

The commercial warranty for batteries and chargers, which ELMARK provides is as follows:

- a 24 months standard warranty for all batteries and chargers for rechargeable tools with trade mark ELMARK for all individuals and legal entities.

- a 12 months option for extending the warranty period for all batteries and chargers for rechargeable tools for all individuals and legal entities, after submitting the application for registering the extended warranty at www.elmarkholding.eu.

The warranty term starts its term as of the purchase date. The warranty covers all defects, occurred when the battery and the charger are used correctly, according to the instruction for use. ELMARK assures warranty, applicable at the numerous terms as of below, with a free removal of defects of the product, which within the warranty period it can be proved that are caused by defects of material or during the production. The commercial warranty is valid when the warranty card of the battery or the charger submitted is correctly filled in at the moment of the purchase of the product and with a fiscal cash receipt or an invoice. The warranty card must contain the model of the product, its serial number, a name, sign and stamp of the trade representative sold the battery or the charger, a sign of the customer, that is acknowledged with the warranty terms and the date of purchase.

The warranty does not cover:

- wearing out of the color cover of the battery and the charger;
- damages, caused by the transport, mechanic damages /of the body and all external elements of the battery and the charger, decorative, including if any other external influences or nature disasters occur as fires, floods, earthquakes;
- defects of amortization, normal wear out and waste;

The warranty voids in cases of:

- violation of the integrity, deletion or lack of the label of the manufacturer on the battery and the charger;
- all cases of damages ,caused by incorrect use (a non-compliance of the instruction for exploitation), dropping out, shock, flooding with liquids, careless use and in all cases that all the cells in the battery are dead beyond the critical minimum;
- charging with non -original chargers, the power supply cable is extended or changed by the customer, or other external influences, in disagreement with the requirements.
- when a trial for repair, installation, dismantling, modification from the consumer or changes of unauthorized persons or companies are done.
- when the battery or the charger are not used as intended;
- damages, caused as a result of the use and the storage of the battery and/or the charger in another environment except the recommended from the manufacturer;
- at electric shocks, thunders, floods, fires, and other external impacts;
- at work with a non-standard power supply net and with another inappropriate or non-standard devices;

The presentation of the warranty terms after expiration of the warranty period is excluded. The repair or the replacement of the tool does not lead to extension of the warranty period, as well as with the service for the tool or for eventual mounted spare parts, a new warranty period does not start.

The term of repair of accepted in the service batteries and chargers is within the legal term for repair -one month, after which the services are not responsible in case they are not looked up.

EL[®]MARK

www.elmarkholding.eu

ELMARK FACTORY IN EUROPE

ELMARK INDUSTRIES SC
BULGARIA, DOBRICH
2 Dobrudja Blvd.
Tel: +359 58 500 059 +359 58 500 050
Fax: +359 58 500 060
E-mail: elmarkfactory@elmarkholding.eu

GENERAL REPRESENTATIVE FOR BULGARIA

ElektroMarkeT LTD
GRUP

BULGARIA, VARNA
ZPZ, 10 Perla Str.
Tel.: +359 52 57 55 57
Fax: +359 52 57 55 80
E-mail: officevarna@elmarkgroup.eu